



## **Pressure transmitters for high temperature applications**

Type MBS 3200

**Features**


- Designed for use in severe industrial environments
- For medium and ambient temperatures up to 125 °C
- Low supply voltage
- All standard output signals: 4-20 mA, 0-5 V, 1-5 V, 1-6 V, 0-10 V
- Enclosure and wetted parts of AISI 316L
- A wide range of pressure and electrical connections
- Temperature compensated, linearized and laser adjusted

**Description**

The compact high temperature pressure transmitter MBS 3200 is designed for use in almost all industrial applications, and offers a reliable pressure measurement, even under harsh environmental conditions.

The flexible pressure transmitter programme covers different output signals, absolute and gauge (relative) versions, measuring ranges from 0-1 to 0-600 bar and a wide range of pressure and electrical connections.

A robust design, an excellent vibration stability, and a high degree of EMC/EMI protection equip the pressure transmitter to meet the most stringent industrial requirements.

**Ordering standard versions**

Output: 4 - 20mA

Pressure connection : G½ EN 837

Plug: EN 175301-803-A, Pg 9

Measuring range Pe [bar]	Overload (Static) [bar]	Burst pressure [bar]	Type	Code no.
0-1	6	100	MBS 3200-1011-1AB08-0	<b>060G1870</b>
0-1.6	12	100	MBS 3200-1211-1AB08-0	<b>060G1871</b>
0-2.5	24	100	MBS 3200-1411-1AB08-0	<b>060G1872</b>
0-4	24	100	MBS 3200-1611-1AB08-0	<b>060G1873</b>
0-6	60	100	MBS 3200-1811-1AB08-0	<b>060G1874</b>
0-10	60	100	MBS 3200-2011-1AB08-0	<b>060G1875</b>
0-16	150	150	MBS 3200-2211-1AB08-0	<b>060G1876</b>
0-25	150	150	MBS 3200-2411-1AB08-0	<b>060G1877</b>
0-40	300	400	MBS 3200-2611-1AB08-0	<b>060G1878</b>
0-60	360	800	MBS 3200-2811-1AB08-0	<b>060G1879</b>
0-100	600	1200	MBS 3200-3011-1AB08-0	<b>060G1880</b>
0-160	1200	1200	MBS 3200-3211-1AB08-0	<b>060G1881</b>
0-250	1500	2000	MBS 3200-3411-1AB08-0	<b>060G1882</b>
0-400	1500	2000	MBS 3200-3611-1AB08-0	<b>060G1883</b>
0-600	1500	2000	MBS 3200-3811-1AB08-0	<b>060G1884</b>

**Technical data**
*Performance (EN 60770)*

Accuracy (incl. non-linearity, hysteresis and repeatability)	±0.5% FS (typ.) ±1% FS (max.)
Non-linearity (best fit straight line)	≤ ±0.2% FS
Hysteresis and repeatability	≤ ±0.1% FS
Thermal error band (compensated temperature range)	≤ ±1% FS
Response time	< 4 ms
Overload pressure (static)	Min. 6×FS (max. 1500 bar)
Burst pressure	>6×FS (max. 2000 bar)
Durability, P: 10-90% FS	>10×10 <sup>6</sup> cycles

*Electrical specifications*

U <sub>B</sub>	Nom. output signal (short-circuit protected)		
	4 to 20 mA	0-5, 1-5, 1-6 V dc	0-10 V dc
Supply voltage [U <sub>B</sub> ], polarity protected	9 to 32 V dc	10 to 30 V dc	15 to 30 V dc
Supply - current consumption	–	≤ 5 mA	≤ 8 mA
Supply voltage dependency	≤±0.05% FS/10 V		
Current limitation (linear output up to 1.5x nom. range)	28 mA (typ.)	–	
Output impedance	–	≤25 Ω	
Load [R <sub>L</sub> ] (load connected to 0V)	R <sub>L</sub> ≤ (U <sub>B</sub> - 9V)/0.02A	R <sub>L</sub> ≥ 10 kΩ	R <sub>L</sub> ≥ 15 kΩ

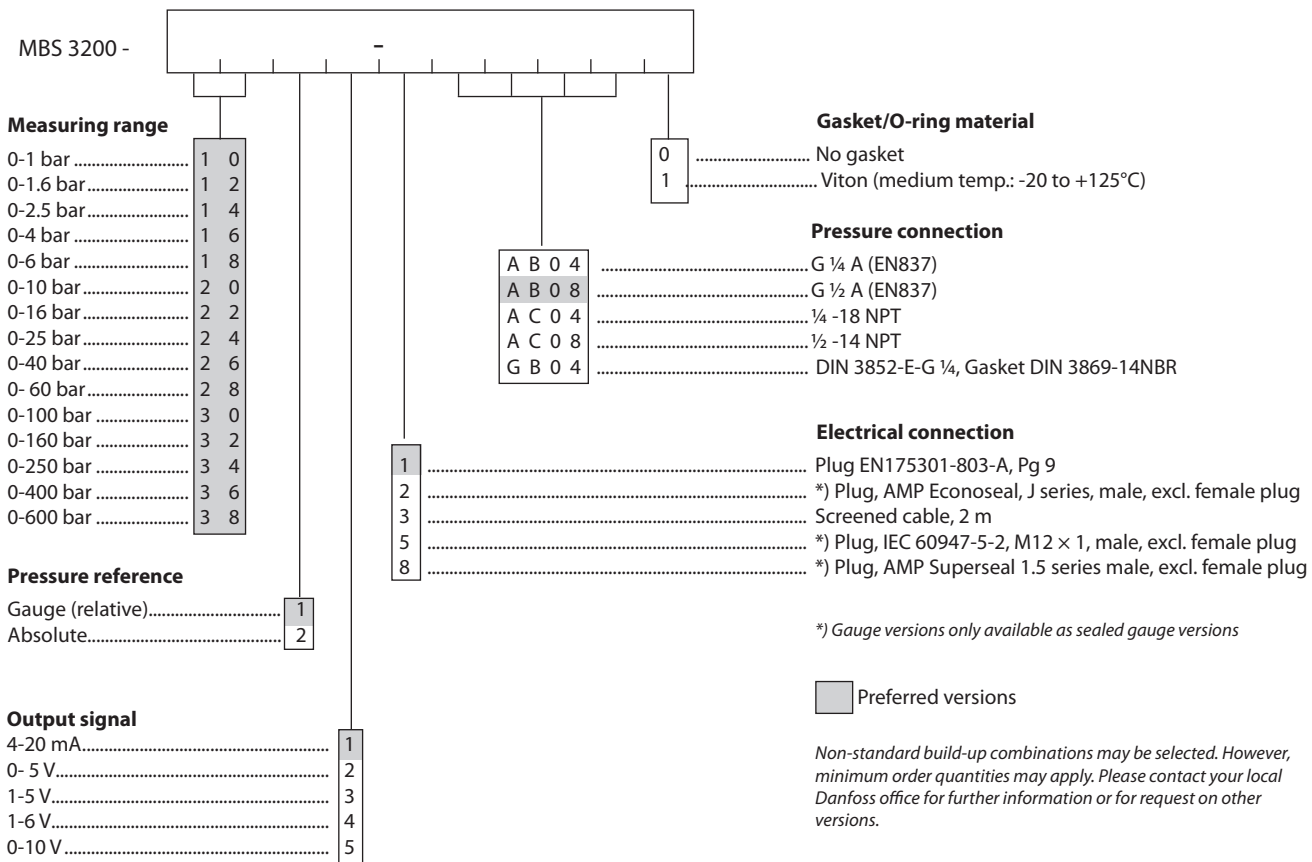
*Environmental conditions*

Media temperature range (depending on gasket material)	–40 to +125°C	
Ambient temperature range (depending on electrical connection)	see page 5	
Compensated temperature range	0 to +100°C	
Transport temperature range	–50 to +125°C	
EMC - Emission	EN 61000-6-3	
EMC - Immunity	EN 61000-6-2	
Insulation resistance	> 100 MΩ at 100 V dc	
Mains frequency test	SEN 361503	
Vibration stability	Sinusoidal 15.9 mm-pp, 5 Hz-25 Hz 20 g, 25 Hz - 2 kHz	IEC 60068-2-6
	Random 7.5 g rms, 5 Hz - 1 kHz	IEC 60068-2-64
	Shock 500 g / 1 ms	IEC 60068-2-27
Shock resistance	Free fall	IEC 60068-2-32
	Enclosure (depending on electrical connection)	see page 5

*Mechanical characteristics*

Materials	Wetted parts	EN 10088-1 ; 1.4404 (AISI316L)
	Enclosure	EN 10088-1 ; 1.4404 (AISI316L)
	Pressure connection	see page 4
	Electrical connections	see page 5
Weight (depending on pressure connection and electrical connection)		0.2-0.3 kg

Ordering of special versions

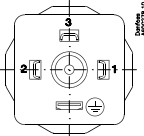
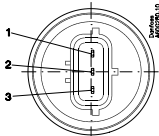
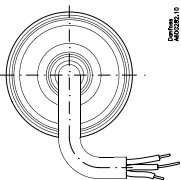
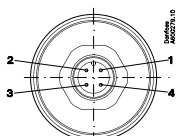
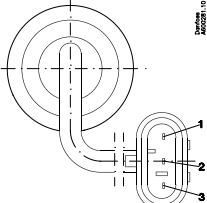


Dimensions/Combinations

Type code	1	2	3	5	8
	EN 175301-803-A, Pg 9	AMP Econoseal	2 m screened cable	EN 60947-5-2 4 pin; M12X1	AMP Superseal
	G ¼ A (EN837)	G ½ A (EN837)	¼ - 18 NPT	½ - 14 NPT	DIN 3852-E-G ¼ Gasket: DIN 3869-14
Type code	AB04	AB08	AC04	AC08	GB04
Recommended torque 1)	30-35 Nm	30-35 Nm	2-3 turns after finger tightened	2-3 turns after finger tightened	30-35 Nm

1) Depends of different parameters as packing material, mating material, thread lubrication and pressure level.

## Electrical connections

Type code, page 4				
1	2	3	5	8
EN 175301-803-A, Pg 9 	AMP Econoseal J series (male) 	2 m screened cable 	IEC 60947-5-2 4 pin; M12X1 	AMP Superseal 1.5 series (male) 
<i>Ambient temperature, 4-20 mA output</i>				
-40 to +100 °C	-40 to +100 °C	-30 to +85 °C	-25 to +90 °C	-40 to +100 °C
<i>Ambient temperature, 0-5 V, 1-5 V, 1-6 V and 0-10 V output</i>				
-40 to +125 °C	-40 to +105 °C	-30 to +85 °C	-25 to +90 °C	-40 to +125 °C
<i>Enclosure (IP protection fulfilled together with mating connector)</i>				
IP 65	IP 67	IP 67	IP 67	IP 67
<i>Materials</i>				
Glass filled polyamid, PA 6.6	Glass filled polyamid, PA 6.6 <sup>1)</sup>	Polyolifin cable with PE shrinkage tubing	Nickel plated brass, CuZn/Ni	Glass filled polyamid, PA 6.6 <sup>2)</sup>
<i>Electrical connection, 4-20 mA output (2 wire)</i>				
Pin 1: +supply Pin 2: ÷supply Pin 3: Not used Earth: Connected to MBS enclosure	Pin 1: +supply Pin 2: ÷supply Pin 3: Not used	Brown wire: +supply Black wire: ÷supply Red wire: Not used Orange: Not used Screen: Not connected to MBS enclosure	Pin 1: +supply Pin 2: Not used Pin 3: Not used Pin 4: ÷supply	Pin 1: +supply Pin 2: ÷supply Pin 3: Not used
<i>Electrical connection, 0-5V, 1-5V, 1-6V, 0-10V output</i>				
Pin 1: +supply Pin 2: ÷supply Pin 3: Output Earth: Connected to MBS enclosure	Pin 1: +supply Pin 2: ÷supply Pin 3: Output	Brown wire: Output Black wire: ÷supply Red wire: + supply Orange: Not used Screen: Not connected to MBS enclosure	Pin 1: +supply Pin 2: not used Pin 3: Output Pin 4: ÷supply	Pin 1: +supply Pin 2: ÷supply Pin 3: Output

<sup>1)</sup> Female plug: Glass filled polyester, PBT

<sup>2)</sup> Wire: PETFE (teflon)

Protection sleeve: PBT mesh (polyester)

---

Danfoss can accept no responsibility for possible errors in catalogues, brochures and other printed material. Danfoss reserves the right to alter its products without notice. This also applies to products already on order provided that such alterations can be made without subsequential changes being necessary in specifications already agreed. All trademarks in this material are property of the respective companies. Danfoss and the Danfoss logotype are trademarks of Danfoss A/S. All rights reserved.

---